



Scopus ↗

Create account

Sign in

Welcome to SciVal


SciVal provides access to the research performance of over 20,700 research institutions and their associated researchers, from 234 nations worldwide.

Don't have access? [Request a consultation](#) ↗



Find

Find collaborators to spur innovative solutions to complex problems.



Demonstrate

Demonstrate my impact for promotion and funding applications.



Discover

Discover relevant cross-disciplinary areas of research.

“Elsevier’s suite of research solutions empowers our researchers with rich data.”

Vitaly Bagan
Moscow Institute of Physics and Technology



Find out more

[Learn more about SciVal](#) ↗



Welcome to SciVal

Want to see some metrics about yourself? Let's find your Scopus author profile and help get you started.

Last name _____ First name _____

Affiliation _____

Find my profile >

Research Areas provided by SciVal: [Quantum Communications](#) | [SDG 5: Gender Equality \(2021\)](#) | [View more](#)

Quick guide to SciVal

Get a quick overview of SciVal, how you can use it and how it can help you.

- [1. Introduction to SciVal](#)
- [2. Working with entities](#)
- [3. Metrics in SciVal](#)

Webinars

Learn more about SciVal's features with our in-depth training webinars.

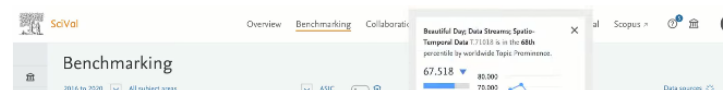
- [SciVal intro and data behind SciVal](#)
- [Institutions and Countries](#)
- [View all](#)
- [Researchers and Publication Sets](#)
- [Topics, Research Areas and Journals](#)

New in this release

August 2021, code name: Wolf

Analyze and compare the change in the momentum of Topics and Topic Clusters over time. Compare changes in Prominence percentile over time in Benchmarking to see how stable the momentum has been.

<https://scival.com/benchmarking>



SciVal Overview - Chulalongkorn University

Summary Topics & Topic Clusters Collaboration Published Viewed Cited Authors Economic Impact Societal Impact More...

Overall research performance

- Scholarly Output: 11,633
- 40.2% All Open Access
- 60,724 Citations Count
- 8,373 Authors
- 5.2 Citations per Publication
- 1.10 Field-Weighted Citation Impact
- 78 h-index

Publications by Subject Area

+ Add new 1

SciVal Overview - Chulalongkorn University

Summary Topics & Topic Clusters Collaboration Published Viewed Cited Authors Economic Impact Societal Impact More...

Overall research performance

- Scholarly Output: 11,633
- 40.2% All Open Access
- 60,724 Citations Count
- 8,373 Authors
- 5.2 Citations per Publication
- 1.10 Field-Weighted Citation Impact
- 78 h-index

Publications by Subject Area

Define a new Researcher 2

Define a new Researcher

1. Search 2. Select 3. Validate publications (optional) 4. Save Researcher

The Researcher you want to add may be known in Scopus by more than one author name variant.

Last name: [] First name: [] 3

+ Add another field

Define a new Researcher

1. Search 2. Select 3. Validate publications (optional) 4. Save Researcher

The Researcher you want to add may be known in Scopus by more than one author name variant.

Last name: [Rojitthaisak] First name: [Ponchai] 4

+ Add another field

Define a new Researcher

1. Search 2. Select 3. Validate publications (optional) 4. Save Researcher

Select author name variant(s) that refer to the Researcher 1 result

Author	Publications	Subject Area	Affiliation	Country/Region
Ponchai, Rojiththaisak, P. Rojitthaisak, Ponchai Rojitthaisak, P. Rojitthaisak, Ponchai Rojitthaisak, Ponchai	47	Biochemistry, Genetics and Molecular Biology, Immunology and Microbiology, Chemical Engineering, Medicine, Agricultural and Biological Sciences, Physics and Astronomy, Materials Science, Engineering, Multidisciplinary, Pharmacology, Toxicology and Pharmaceutical Science, Chemistry, Computer Science, Neuroscience	Chulalongkorn University	Thailand

5

6 Directly go to Save Researcher

Define a new Researcher

1. Search 2. Select 3. Validate publications (optional) 4. Save Researcher

Please note that SciVal will only display publications from 1996 onwards.

Save your researcher as
Ponchai, Rojiththaisak, P.

7 Save and do another Researcher

> Deselect all Hide tags x

Researchers and Groups

Deselect all

Shotelersuk, Vorasuk

+ Add new Clean this section

Benchmarking

2018 to 2021 All subject areas ASJC

All Metrics Rankings Metrics

Table Chart + Add to Reporting Export

Benchmark one metric over time Benchmark multiple metrics Heatmap

Metric: Scholarly Output

Entity	2018	2019	2020	2021	Overall
Shotelersuk, Vorasuk	15	16	23	4	58

View list of Scopus Sources for the selected Researchers and Groups

Metrics details

Metric 1: Scholarly Output
Types of publications included: all.

Metric 2: Publication Year

> Deselect all Hide tags

Researchers and Groups

Deselect all

Shotelersuk, Vorasuk

+ Add new Clean this section

Benchmarking

2019 to >2021 All subject areas

From: 2019 to >2021

1996 2019 >2021 >2021

Apply > Reset to one metric over time

+ Add to Reporting Export

Heatmap

Entity	Scholarly Output	Scholarly Output (First / Last / Corresponding author)
Shotelersuk, Vorasuk	58	46

View list of Scopus Sources for the selected Researchers and Groups

- Metrics details
- Metric 1: **Scholarly Output**
Types of publications included: all.
 - Metric 2: **Scholarly Output**
Types of publications included: all.
Authorship type: First / Last / Corresponding author

Deselect all | Hide tags

Researchers and Groups

Deselect all

- Shotelersuk, Vorasuk

+ Add new | Clean this section

All Metrics | Rankings Metrics

1 **Table** | Chart

Benchmark one metric over time | Benchmark multiple metrics

Metric: Scholarly Output

Heatmap

Entity	2018	2019	2020	2021	Overall
Shotelersuk, Vorasuk	15	16	23	30	21

+1

View list of Scopus Sources for the selected Researchers and Groups

Metrics details

Metric 1: **Scholarly Output**
Types of publications included: all.

Metric 2: **Publication Year**

4

Scholarly Output

In case filter applied, only values for individual Researchers will be shown

- Only include publications where the researcher is:
 - First author
 - Last author
 - Corresponding author
 - Co-author
 - Single author

5 **Choose metric**

3

- Published
- Scholarly Output**
- Subject Area Count
- Scopus Source Title Count
- h-indices
- Viewed
- Cited
- Economic Impact
- Societal Impact
- Topic Indicators
- Awarded Grants

> Deselect all Hide tags X

Researchers and Groups

Deselect all

- Shotelersuk, Vorasuk

+ Add new Clean this section

All Metrics Rankings Metrics

Table Chart

+ Add to Reporting Export

Benchmark multiple metrics

Reset to one metric over time

Heatmap

Entity

Scholarly Output

Scholarly Output (First / Last / Corresponding author)

+ =
+ 1

Shotelersuk, Vorasuk

43

View list of Scopus Sources for the selected Researchers and Groups

Metrics details

- Metric 1: **Scholarly Output**
Types of publications included: all.
- Metric 2: **Scholarly Output**
Types of publications included: all.
Authorship type: First / Last / Corresponding author

ELSEVIER

About SciVal Terms and conditions Privacy statement

We use cookies to help provide and enhance our service and tailor content. © 2021 Elsevier B.V. All rights reserved.

3

Outputs in Top Citation Percentiles

Show as field-weighted

Self-citations included

Show the outputs in top:

1% 5% 10% 25%

Show as:

Percentage Total value

5

Outputs in Top Citation Percentiles

Authorship Type

In case filter applied, only values for individual researchers will be shown

6

Only include publications where the researcher is:

- First author
- Last author
- Corresponding author

Choose metric >

7

- Collaboration
- Published
- Viewed
- Cited
- Citation Count
- Field-Weighted Citation Impact
- Outputs in Top Citation Percentiles
- Publications in Journal Quartiles
- Publications in Top Journal
- Collaboration
- Published
- Viewed
- Cited
- Citation Count
- Field-Weighted Citation Impact
- Outputs in Top Citation Percentiles
- Publications in Journal Quartiles
- Publications in Top Journal
- Citations per Publication
- Cited Publications

2

> Deselect all Hide tags

2019 to >2021 All subject areas

Researchers and Groups

Deselect all

- Shotelersuk, Vorasuk

Add new Clean this section

Table Chart

Add to Reporting Export

Benchmark multiple metrics Reset to one metric over time

Entity Scholarly Output Scholarly Output (First / Last / Corresponding author) Output in Top 10% Citation Percentiles (First / Last / Corresponding author, field-weighted)

Shotelersuk, Vorasuk

View list of Scopus Sources for the selected Researchers and Groups

Metrics details

- Metric 1: **Scholarly Output**
Types of publications included: all.
- Metric 2: **Scholarly Output**
Types of publications included: all.
Authorship type: First / Last / Corresponding author
- Metric 3: **Output in Top 10% Citation Percentiles (First / Last / Corresponding author, field-weighted)**
Types of publications included: all. Self-citations included: yes. Field-weighted: yes
[Why do I see no data for the current year? >](#)

3

4

5

6

Outputs in Top Citation Percentiles

Show as field-weighted

Self-citations included

Show the outputs in top:

1% 5% 10%

25%

Show as:

Percentage

Total value

Outputs in Top Citation Percentiles

Authorship Type

In case filter applied, only values for individual researchers will be shown

Only include publications where the researcher is:

- First author
- Last author
- Corresponding author

Choose metric >

Collaboration

Published

Viewed

Cited

Citation Count

Field-Weighted Citation Impact

Outputs in Top Citation Percentiles

Publications in Journal Quartiles

Publications in Top Journal Percentiles

Collaboration

Published

Viewed

Cited

Citation Count

Field-Weighted Citation Impact

Outputs in Top Citation Percentiles

Publications in Journal Quartiles

Publications in Top Journal Percentiles



Citations per Publication


Cited Publications

1



2



7

> Deselect all  Hide tags 

Researchers and Groups 

Deselect all

-   Shotelersuk, Vorasuk

 Add new  Clean this section
















2019 to >2021  All subject areas   





 Table  Chart  Add to Reporting  Export  Heatmap


Benchmark multiple metrics Reset to one metric over time

Entity 	Scholarly Output 	Scholarly Output (First / Last / Corresponding author) 	Output in Top 10% Citation Percentiles (First / Last / Corresponding author, field-weighted) 	Output in Top 25% Citation Percentiles (First / Last / Corresponding author, field-weighted) 	 
 Shotelersuk, Vorasuk	43	25			


 View list of Scopus Sources for the selected Researchers and Groups

Metrics details


- Metric 1: **Scholarly Output** 
Types of publications included: all.
- Metric 2: **Scholarly Output** 
Types of publications included: all.
Authorship type: First / Last / Corresponding author
- Metric 3: **Output in Top 10% Citation Percentiles (First / Last / Corresponding author, field-weighted)** 
Types of publications included: all. Self-citations included: yes. Field-weighted: yes
[Why do I see no data for the current year? ↗](#)
- Metric 4: **Output in Top 25% Citation Percentiles (First / Last / Corresponding author, field-weighted)** 
Types of publications included: all. Self-citations included: yes. Field-weighted: yes

Citation Count 

Total citations received by publications of the selected entities.
[Learn more about this metric](#)



Include self-citations 


Include:
 All publication types


Outputs in Top Citation Percentiles 


Authorship Type
In case filter applied, only values for individual researchers will be shown


- Only include publications where the researcher is:
 - First author
 - Last author
 - Corresponding author


 Choose metric 


Collaboration 


Published 


Viewed 


Cited 


< Citation Count 


Field-weighted Citation Impact 


Outputs in Top Citation Percentiles 


Collaboration 


Published 


Viewed 


Cited 


Citation Count 


Field-Weighted Citation Impact 

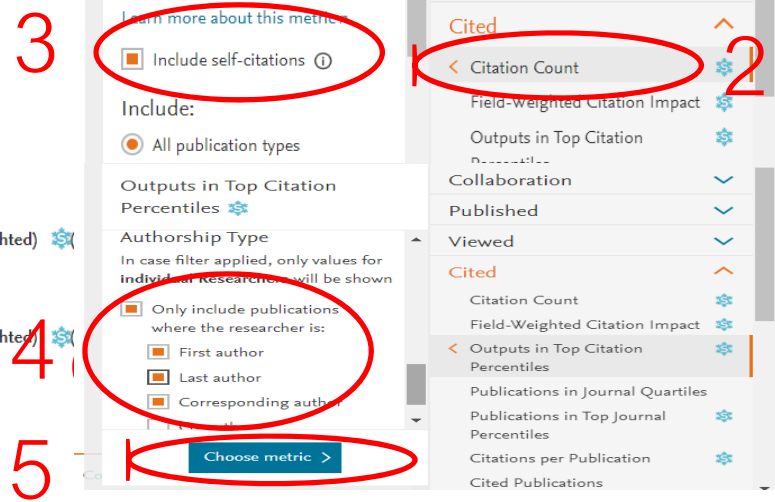
< Outputs in Top Citation Percentiles 

Publications in Journal Quartiles 

Publications in Top Journal Percentiles 

Citations per Publication 

Cited Publications 



> Deselect all Hide tags ×

- Researchers and Groups
- Deselect all
- Shotelersuk, Vorasuk

Benchmarking

2019 to >2021 All subject areas ASJC

[Data sources](#)

All Metrics Rankings Metrics

+ Add to Reporting

Benchmark multiple metrics Reset to one metric over time

Heatmap

Entity <input type="button" value="↑"/>	Scholarly Output <input type="button" value="v"/>	Scholarly Output (First / Last / Corresponding author) <input type="button" value="v"/>	Output in Top 10% Citation Percentiles (First / Last / Corresponding author, field-weighted) <input type="button" value="v"/>	Output in Top 25% Citation Percentiles (First / Last / Corresponding author, field-weighted) <input type="button" value="v"/>	Citation Count (First / Last / Corresponding author) <input type="button" value="v"/>
Shotelersuk, Vorasuk	43	35	2	8	123

	A	B	C	D	E	F	G	H	I	J	K	L
1	กรอกผลงานย้อนหลังปี 2019 -2022 (เฉพาะหัวหน้าโครงการ)											
2	ชื่อ - สกุล	Author Name	field-weighted citation อยู่ใน top 10%	field-weighted citation อยู่ใน top 25%	Total citations	publications						
3												
4												
5												
6												
7												
8												

